

Infection Control in GI

The prevention of cross-contamination has become a growing topic of concern in GI units. Each year lives are lost due to Healthcare Associated Infections which are **1 of the top 10 leading causes of death in the U.S.**¹

► **STERIS Endoscopy** understands the importance of limiting these potential risks - we offer a variety of single-use product solutions that support infection control practices and help proactively protect patients and staff.

WHAT IS INFECTION CONTROL?

The prevention of the transmission of diseases...

from patient to patient by contaminated equipment and from patients to personnel

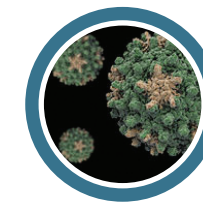
INTRODUCTION OF PATHOGENS OR CROSS-CONTAMINATION BETWEEN PATIENTS INCLUDE:



bacterial cells (Pseudomonas)



bacterial cells (CRE)



viral cells (Hepatitis B)

HOW CAN THIS RISK BE MINIMIZED?

1 Adhere to industry reprocessing guidelines

2 Continuous awareness and education

3 Quality control measures

4 Use of disposable accessories

5 Standardization of products and procedures

WHAT ARE THE EXPERTS SAYING?

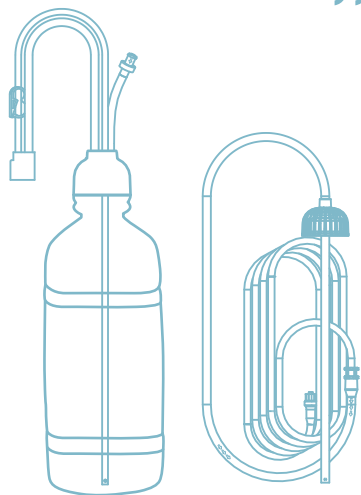
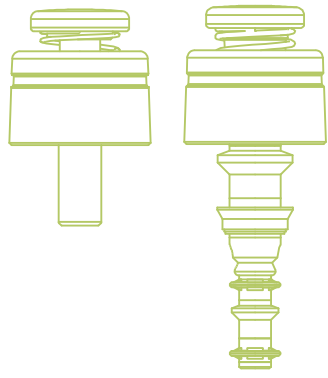

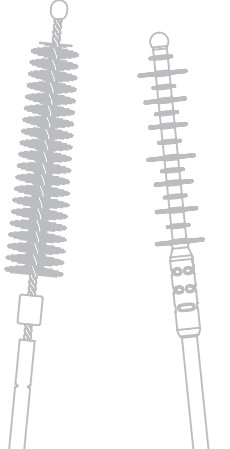

According to the FDA, between 2010-2015 **> 41 HOSPITALS WORLDWIDE** reported bacterial infections linked to endoscopes.⁷ **300-350 PATIENTS AFFECTED** - resulting in several patient deaths.²

More Healthcare Acquired Infections (HAIs) have been linked to endoscopes than any other medical device.³

Proper reprocessing of endoscopes and accessories **IS CRITICAL** to the safe and successful treatment of patients.⁴

Inadequate cleaning of flexible endoscopes **#1 HEALTH TECHNOLOGY HAZARD OF 2016.**⁵

STERIS ENDOSCOPY'S DISPOSABLE PRODUCT SOLUTIONS

| | | | | |
|--|--|---|---|--|
| <p>AquaShield® water bottle system & Torrent® irrigation system</p> <p>“The water bottle and connecting tubes are difficult to clean and disinfect and are often colonized with pseudomonas species and may serve as important reservoirs of cross-infection.”⁶</p>  | <p>BioGuard® air/water & suction valves/kits</p> <p>Help minimize tracking concerns in an infection outbreak.³</p> <p>Offer an alternative option to manual cleaning and reprocessing.</p>  | <p>BioShield® biopsy valves</p> <p>Study results show that OVER 50% of reprocessed reusable valves collected were contaminated with visual signs of damage and debris.</p>  | <p>DuoSwift® combination squeegee brush</p> <p>Proven to remove more bioburden in a SINGLE BRUSH PASS than the leading standard channel cleaning brush in 10 brush passes.⁷</p>  | <p>VIA® procedure and custom kits</p> <p>Standardizes patient care, procedure room set-up and helps maintain compliance with governing bodies.</p>  |
|--|--|---|---|--|

Visit www.steris.com for more details on our full portfolio of single-use care & accessories products.

¹Agency for Healthcare Research and Quality, "Health Care-Associated Infections." December 2016. www.ahrq.gov
²Terhune, Chad. "Number of deadly infections from dirty scopes is far higher than previously estimated." Latimes.com. April 2016.
³ANSI/AAMI ST91: 2015 Flexible and semi-rigid endoscope processing in health care facilities.
⁴Standards of Infection Control in Reprocessing of Flexible Gastrointestinal Endoscopes (SGNA 2016).
⁵ECRI Institute: 2016 Top 10 Patient Safety Concerns for Healthcare Organizations.
⁶Association of Professionals in Infection Control and Epidemiology (APIC), APIC Guideline for Infection Prevention and Control in Flexible Endoscopy (2000). www.apic.org
⁷Biostat Laboratories. "Efficacy Testing of Cleaning Brushes for US Endoscopy." 2016. Test Report on file with US Endoscopy.
 ©2020 STERIS Endoscopy or its affiliates. All rights reserved.
 Unless otherwise indicated, all marks denoted with ® or ™ are registered with the U.S. Patent and Trademark Office, or are owned by STERIS or its affiliates.

